


OUTDOOR SCHOOL JOURNAL



NAME:

SCHOOL:

DATE:

CABIN:

ACTIVITY GROUP:



Silverton, Oregon

CANYONVIEW OUTDOOR SCHOOL JOURNAL

Designed by: Canyonview staff and teachers from our partner schools.

With drawings by: Tiahna Damschen & Michelle Mulkey

Inspired by: The Thinking Tree Nature Study & Outdoor Journal.

Poems by: Jeff Foxworthy, and other anonymous authors.

© 2018 Canyonview Ministries.

All rights reserved. Copy with permission only.



www.canyonviewministries.org


(971) 239-1347 •
info@canyonview.us

Canyonview Ministries
P.O. Box 128
Silverton, OR 97381



TABLE OF CONTENTS

How to use this book	1
Pre Camp Journaling Activity	2
Nature Science	4-5
Archery	7
Team Building	8-9
Angling (Fishing)	11-12
Outdoor Cooking	13
Paracord	14
Canoes	15
Candles	16
Rocket Science	17
Memorable Moments	26
Dream Boats	27
Evening Reflection	28
Post Camp Journaling Activity	29





HOW TO USE THIS BOOK:

1. Take this journal and a few pencils outside with you.
2. Look for something interesting or familiar like the weather, animals, habitat, plants, or flowers to draw every day.
3. Some days you'll want to write a poem, or draw a picture. You might want to consider writing down your thoughts or your feelings.
4. There are some pages meant for specific activities that you will do at Outdoor School, while others are just for fun. Enjoy!

THINGS TO THINK ABOUT WHEN YOU GO OUTSIDE

1. Think about how each season brings change.
2. Think about how the sky and clouds look.
3. Think about how the weather feels.
4. Think about the sounds you hear in nature.
5. Think about which animals live near you.
6. Think about how amazing it is when everything in nature works so well together.
7. Think about how life would be different if you walked around like an insect, or a bird.
8. Think about the way nature looks at different times of the year.
9. Think about how to draw every detail of what you see.
10. Think about how to appreciate and respect the environment around you.

PRE CAMP

JOURNALING ACTIVITY



One thing I look forward to
about outdoor school is...

One thing I am not sure
about outdoor school is...

One thing I think I will learn
about science at outdoor
school is...

One thing I hope to learn
about is...




Dirt on My Shirt

**There's dirt on my shirt
And leaves in my hair
There's mud on my boots
But I don't really care**

**Playing outside is so much fun
To breathe the clean air
And feel the warm sun**

**To stomp in a puddle
Or climb a big tree
Makes me quite happy
Just look and you'll see**





JOURNALING DURING CAMP...

Write/sketch at end of each rotation activity, during reflection to document your thinking and experiences.

Nature Science:

One plant/animal I learned about was...?

Nature Science:

What adaptation allows it to survive in its environment?



JOURNALING DURING CAMP...

Write/sketch at end of each rotation activity, during reflection to document your thinking and experiences.

Nature Science:

Why is decomposition important to nature?

Nature Science: Describe the differences between evergreen and deciduous plants.





JOURNALING DURING CAMP...

Write/sketch at end of each rotation activity, during reflection to document your thinking and experiences.

Archery:

How does the bow store up enough energy to launch an arrow?

Archery: What kind of energy is this?



JOURNALING DURING CAMP...

Write/sketch at end of each rotation activity, during reflection to document your thinking and experiences.

Team Building:

How did you communicate to your team what you needed?

Team Building:

How did listening to your teammates help your team be more successful?



JOURNALING DURING CAMP...

Write/sketch at end of each rotation activity, during reflection to document your thinking and experiences.


Team Building: Write/Draw/Sketch the 5 finger contract

JOURNALING DURING CAMP...

Write/sketch at end of each rotation activity, during reflection to document your thinking and experiences.

Angling: How do humans impact our environment?

Angling: What can I do to protect the water quality?




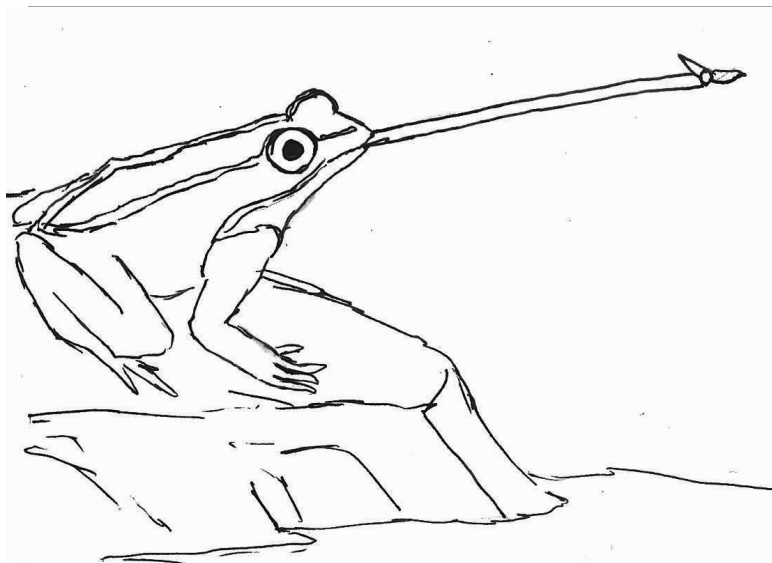
JOURNALING DURING CAMP...

Write/sketch at end of each rotation activity, during reflection to document your thinking and experiences.

Angling: Draw/Sketch what is one of the 3 types of fish found in the lake?

Angling: How is what fish eat different than what you eat?







JOURNALING DURING CAMP...

Write/sketch at end of each rotation activity, during reflection to document your thinking and experiences.

Outdoor Cooking: Where do the ingredients we use to cook come from?

Outdoor Cooking: How does math connect to cooking?

JOURNALING DURING CAMP...

Write/sketch at end of each rotation activity, during reflection to document your thinking and experiences.

Paracord:

Was this project easier or more difficult than you expected? Explain.

Paracord:

What challenge did you face and how did you overcome this challenge?



JOURNALING DURING CAMP...

Write/sketch at end of each rotation activity, during reflection to document your thinking and experiences.

Canoes: Why do I paddle one direction to go the other direction?

Canoes: What problem does a canoe solve?





JOURNALING DURING CAMP...

Write/sketch at end of each rotation activity, during reflection to document your thinking and experiences.

Candles: How does heat affect wax?

Candles: How does overlapping different colors of wax effect the appearance of your candle?



JOURNALING DURING CAMP...

Write/sketch at end of each rotation activity, during reflection to document your thinking and experiences.

Rocket Science: How did the design of your rocket affect its flight?

Rocket Science: What was the law of motion that we talked about?

Nature Hunt Poem

FIND

SOMETHING RED

SOMETHING DEAD

SOMETHING HIGH

SOMETHING IN THE SKY

SOMETHING SLOW


SOMETHING BELOW

SOMETHING FAST

SOMETHING STILL



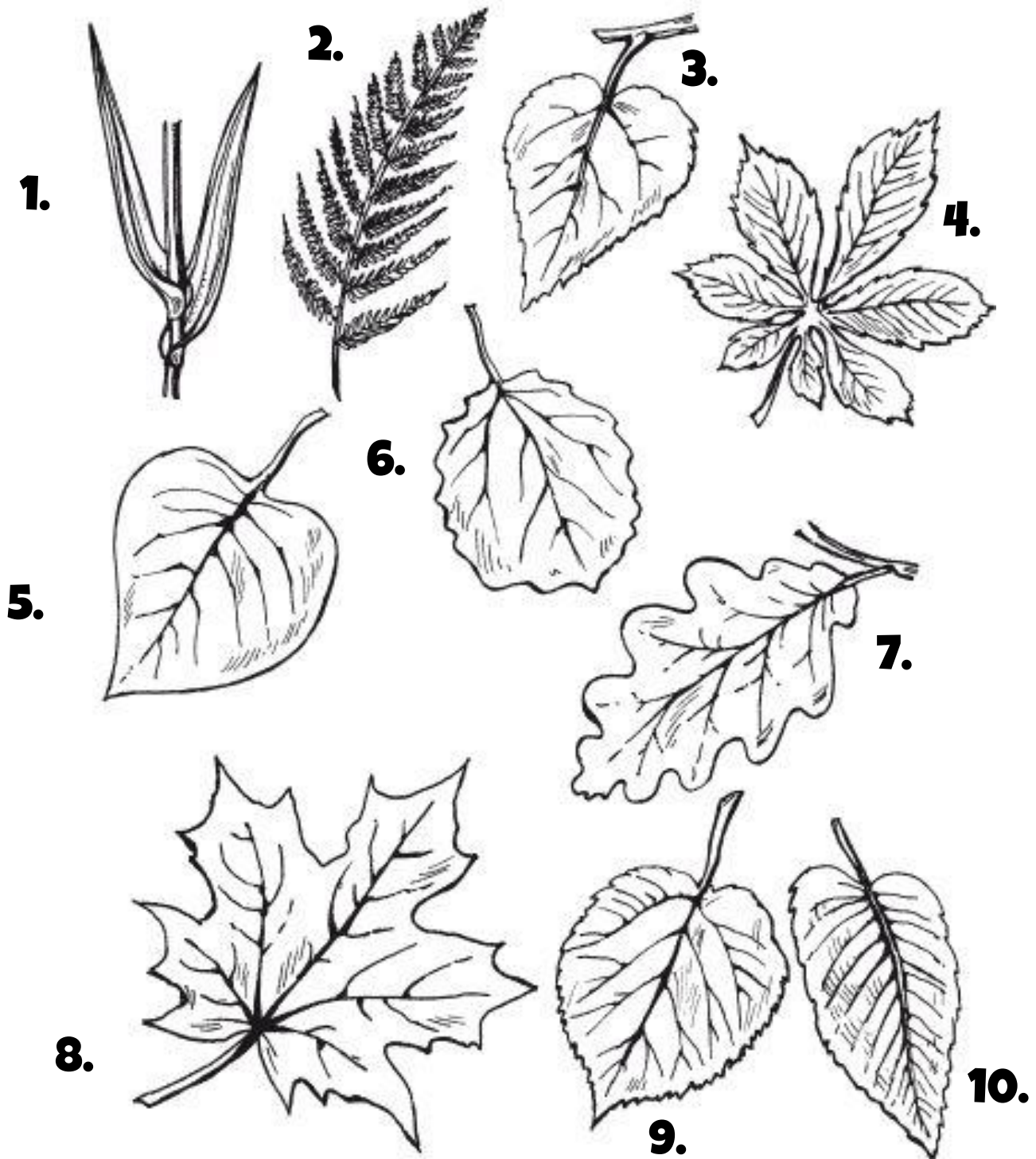
Sometimes things in nature
Look like artwork to my eyes.
Could it be a painter
Has been painting butterflies?
Their patterns are so pretty.
Designed so carefully.
Each wing is like the other,
Matching perfectly.
They flutter through the garden,
Dazzling my eyes.
I run right home to paint my own
Beautiful butterflies.






DID YOU KNOW...?

We are surrounded by plants and trees all around. Everyone of them was designed with different shapes and colors. How many leaves can you identify.?




DRAWING IS FUN!







GRID STEP. You can print out the base construction lines and start drawing on tracing paper or you can draw the grid layout yourself using the following steps... Show more




STEP 1. Mark off the width and height of the picture. Draw two ovals for the head and body of the wolverine. Draw a line, which will act as the center of its head. Add the tree.




STEP 2. Draw shapes for the animal's body and neck. Add a smooth guideline for its tail. Detail the tree.



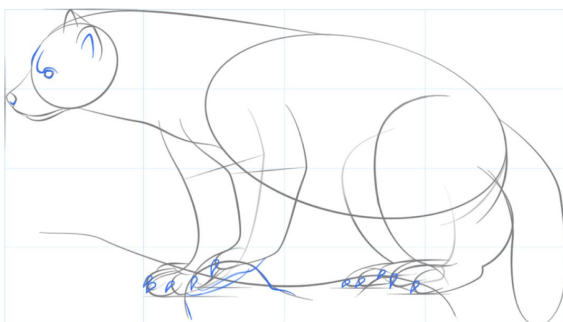
STEP 3. Use guidelines to define places for the legs, ears and snout of the wolverine.



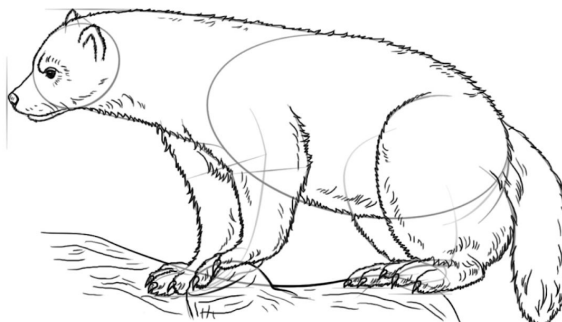
STEP 4. Sketch the legs, feet, snout and ears of the animal.



STEP 5. Draw the eyes, tail, nose and toes of the wolverine.

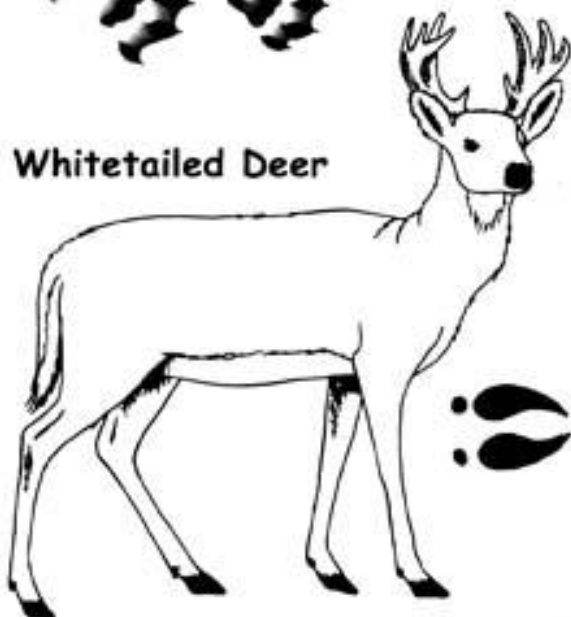





STEP 6. Add claws. Work on the whole figure, paying special attention to detail.



STEP 7. Contour the wolverine, trying to vary the thickness and darkness of the line. Add more detail and add the tree. Erase all guidelines.

Animal Tracks



MEMORABLE MOMENTS:

What is your favorite memory of being outside?

Describe what camp looks like?

What is it like to stay in a cabin?

What was your favorite camp song?

What was your favorite camp skit/story?

What was the funniest thing that happened at outdoor school?

What does the creek sound like?

What did you think about riding the zipline?

Describe an awesome moment you had during one of the twilight games?

DREAM BOATS



What do you want to be
when you grow up?

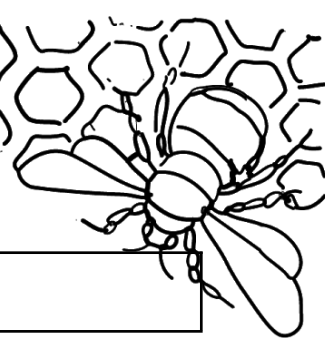
What five words do you think
most describe you?

1. _____
2. _____
3. _____
4. _____
5. _____

Is there a role model in your
life that you want to be like
as an adult some day?

How can you help other people
reach their goal?

EVENING REFLECTION:



	Day 1	Day 2
One challenge I faced today was...		
I tackled this problem by...		
I grew from this experience in that...		



POST CAMP JOURNALING ACTIVITY

An example of something
new I tried is...

At camp, I really enjoyed....

I learned _____
about myself.

One science concept
I explored was ...





**canyonview
ministries**
13000 Finlay Road NE
Silverton, OR 97381

www.canyonviewministries.org
971.239.1347



*A safe place where the
Word of God is faithfully taught,
where Jesus Christ is exalted,
and God is glorified.*

"SPEAKING THE TRUTH IN LOVE" Ephesians 4:15



© 2018 Canyonview Ministries.

All rights reserved. Copy with permission only.



www.canyonviewministries.org

(971) 239-1347 •
info@canyonview.us

Canyonview Ministries
P.O. Box 128
Silverton, OR 97381

